

# DZT

Deutsche Zähler Technik



## DZT 6252 - 230/400V 5/80A (4) LCD 6+2

<b>Stromarbeitsbereich</b>	<b>Current range</b>	0,25-5(80)A
<b>Spannungsarbeitsbereich</b>	<b>Voltage range</b>	3x230/400V
<b>Impulse Ausgang</b>	<b>Impulse output</b>	1,000
<b>Genauigkeitsklasse</b>	<b>Accuracy class</b>	B
<b>Frequenz</b>	<b>Frequency</b>	50Hz ±10%
<b>Display</b>	<b>Display</b>	LCD 6+2=999999.99kWh
<b>LCD Gesamt Energie</b>	<b>LCD Total Energy</b>	Bezug - Import (forward only)
<b>Arbeitstemperatur</b>	<b>Temperature range</b>	-25°C to 55°C
<b>Normen</b>	<b>Standards</b>	50470-1/3
<b>Eigenverbrauch</b>	<b>Power of consumption</b>	≤2W and 10VA
<b>Messgröße</b>	<b>Measurement type</b>	Wirkverbrauch/Active Energy
<b>Breite</b>	<b>Width</b>	4+ TE (76mm) - 1 TE =18
<b>Impulsausgang</b>	<b>Pulse output</b>	1,000 Imp/kWh S0-Standard EN62053-31
<b>Impulslänge</b>	<b>Pulse width</b>	90ms
<b>Max. rel. Luftfeuchte</b>	<b>Max. rel. humidity</b>	75% im Mittel/Average, kurzzeitig/Short time value 95%(Non Condensing status)
<b>LED</b>	<b>LED</b>	Impulse rate=Verbrauch/Usage
<b>Registrierte Harmonische Bereich</b>	<b>Registered harmonics range</b>	0.05 - 0.25kHz
<b>Basisstrom (Ib)</b>	<b>Basic current</b>	5A
<b>Grenzstrom (Imax)</b>	<b>Max. current</b>	80A
<b>Max. Leiterquerschnitt (mm<sup>2</sup>)</b>	<b>Max. terminal wire (mm<sup>2</sup>)</b>	22mm <sup>2</sup>

Zu Verrechnungszwecken dürfen nur Zähler mit MID- Konformitätserklärung verwendet werden.  
Beispiel MID-Kennzeichnung:

CE **M15** 0120

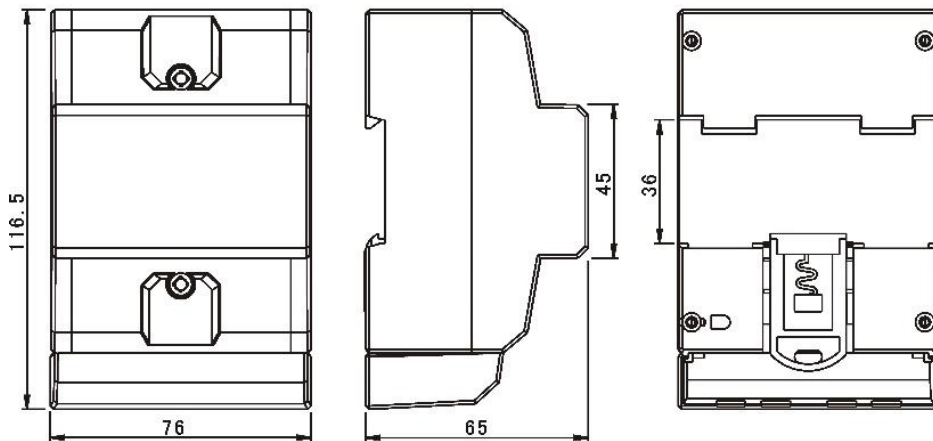
To use a meter for a billing purposes, only meters with MID-conformity declaration may be used.  
Please find an example of a MID approval sign below:

CE **M15** 0120

<b>Information zu Ihrer eigenen Sicherheit und den Haftungsbedingungen</b>	<b>Information for your own information and exclusion of liability</b>
<p>Diese Kurzanleitung enthält nicht alle für die Benutzung des Messgeräts anwendbaren Sicherheitsvorschriften. Weiterhin kann es aufgrund von Unternehmensvorschriften, Landes-oder internationalen Gesetzgebungen erforderlich sein, zusätzliche Maßnahmen zu treffen. Wir haben den Inhalt dieser Anleitung überprüft und alle Anstrengungen unternommen, um sicherzustellen, dass diese Beschreibung so genau wie möglich ist. Dennoch können Abweichungen von der Beschreibung nicht ausgeschlossen werden, weshalb eine Haftung jeglicher Art für Fehler oder Unterlassungen in den dargebotenen Informationen ausgeschlossen wird.</p>	<p>This short manual does not contain every applicable safety regulation for using this meter. Also it might be required because of company, local government regulations or (inter)national laws to take additional measures. We have checked the contents of this manual and every effort has been made to ensure that the descriptions are as accurate as possible. However, deviations from the description cannot be completely ruled out, so that no liability can be accepted for any errors or omissions in the information given.</p>
<b>Qualifiziertes Personal</b>	<b>Qualified personnel</b>
<p>Die Installation und der Betrieb des in diesem Handbuch beschriebenen Gerätes darf nur durch qualifiziertes Personal erfolgen. Nur Personen, die für die Installation, den Anschluss und die Benutzung des Gerätes autorisiert wurden, sowie über entsprechenden Kenntnisse über Kennzeichnung und Erdung von Elektroinstallationen verfügen, sind hierzu gemäß den örtlichen (Sicherheits-) Vorschriften berechtigt und werden als qualifiziertes Personal im Sinne dieser Anleitung erachtet.</p>	<p>Installation and operation of the device described in this manual may only be performed by qualified personnel. Only people that are authorized to install, connect and use this device, who have the proper knowledge about labeling and grounding electrical equipment and circuits and can do so in accordance with local (safety) regulations, are considered qualified personnel in this manual.</p>
<b>Technische Unterstützung</b>	<b>Technical support</b>
<p>Falls Sie Fragen zu einem unserer Produkte haben, wenden Sie sich bitte an Ihren lokalen Anbieter</p>	<p>In case you have any questions about our product, please contact your local supplier.</p>
<b>Achtung: Gehäuse ist versiegelt, nicht öffnen! Keine Garantieansprüche bei beschädigtem Siegel oder geöffnetem Gehäuse</b>	<b>Attention: Case is sealed, do not open the meter! No warranty if case is opened or warranty seal is removed.</b>

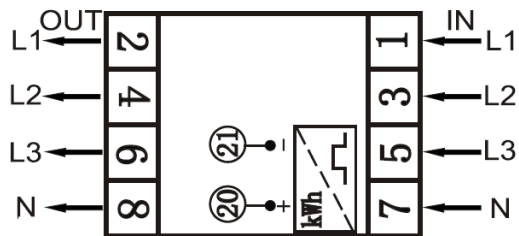
The meter is intended to be installed in a Mechanical Environment 'M1', with Shock and Vibrations of low significance, as per 2004/22/EC Directive. The meter is intended to be installed in Electromagnetic Environment 'E2', as per 2004/22/EC Directive. The meter is intended for indoor and it has the metering function without any other communications.

## Dimensions



116,5mm x 76 mm x 65 mm

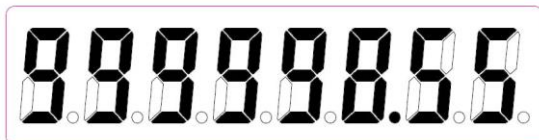
## Wiring diagram



1/2 Phase line in/out „L1“  
 3/4 Phase line in/out „L2“  
 5/6 Phase line in/out „L3“  
 7/8 Neutral line in/out „N“  
 20/21 Pulse output contacts (S0)

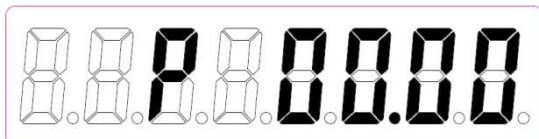
## Display Sequence

Display 1




kWh (6+2)

Display 2



kW (2+2)

Display 3



software code check sum



We,  
Inepro Metering BV

(supplier's name)



Pondweg 7  
2153 PK Nieuw-Vennep  
The Netherlands

(supplier's address)

declare under our sole responsibility that the products:

DZT 6252

Four module DIN rail Watt Hour Meter

(Name, type or model, batch or serial number, possibly source and number of items)

to which this declaration relates in conformity with the following European harmonized and published standards at date of this declaration:

IEC EN 50470

(Title and or number and date of issue of the applied standard(s))

Following the provisions of the Directives (if applicable):

MID directive : 2004/22/EC

These conclusions are based on the test reports done by SGS with report numbers : 0120/SGS 0188

Nieuw-Vennep, 2015, June 1

Place and date of issue

D. van der Vaart

Name of responsible for CE-marking

This declaration of Conformity is suitable to the European Standard EN 45014 General Criteria for Supplier's Declaration of Conformity. The basis for the criteria has been found in international documentation, particularly in ISO / IEC, Guide 22, 1982, Information on manufacturer's Declaration of Conformity with standards or other technical specifications

## Declaration of Conformity

We

**Inepro Metering BV**

Of

**Inepro Metering BV  
Pondweg 7  
2153 PK Nieuw Vennep  
The Netherlands**

Ensure and declare that the apparatus:

**6252**

With the measurement range

**230/400V, 5(80)A, 50Hz, 1.000 imp/kWh**

are in conformity with the type as described in the

**EC-type examination certificate 0120/SGS 0188**

and satisfy the appropriate requirements of the Directive 2004/22/EC with the following standards:

EN 50470-1: 2006, Electricity metering equipment (AC) Part 1: General requirements, tests and test conditions. Metering equipment (class indexes A, B and C)

EN 50470-3: 2006, Electricity metering equipment (AC) Part 3: Particular requirements - Static meters for active energy (class indexes A, B and C)

June 1, 2015

Daan van der Vaart



EC Type Examination Certificate Number: 0120/SGS0188

**Inepro Metering BV  
Pondweg 7  
2153PK Nieuw-Vennep  
The Netherlands**

Instrument Identification:

DZT 6252

Poly Phase, Active Import, Indoor, Electricity Meter

Instrument Traceable Number

0120/SGS0188

has been assessed and certified as meeting the requirements of

**EC Directive 2004/22/EC**  
on Measuring Instruments Annex B

It is certified that the manufacturer's technical design and specimen for the above instrument has been examined and, based on the evidence submitted, it is considered that the instrument conforms to the requirements of MI-003 of EC Directive 2004/22/EC

This certificate must be used in conjunction with a certificate covering the product verification as required in Annex D or Annex F.

This certificate is valid from 09 June 2015 until 18<sup>th</sup> September 2024  
Issue 1

Certification is based on report number(s)  
SHES140600277301 issued 18<sup>th</sup> September 2014  
SHES150400162201 issued 22<sup>nd</sup> May 2015

Authorised Signature

Jan Saunders

SGS United Kingdom Limited, Notified Body 0120  
Unit 2028 Worle Parkway, Weston-super-Mare, BS22 6WA-UK  
t +44 (0)1934 522617 f +44 (0)1934 522137 [www.sgs.com](http://www.sgs.com)

Contact Address  
SGS United Kingdom Ltd, Unit 12a+12b, South Industrial Estate, Bowburn, Durham, DH8 5AD-UK  
t +44 (0)191 377 2000 f +44 (0)191 377 2020 [www.sgs.com](http://www.sgs.com)